



SPOTlight: School Year 2022-2023

MaST Community Charter School II

School Code	3440	Principal Name	Whitney El Laisy
Sector	Charter	Address	6501 State Rd
Network	Charters	Phone	
Report Type	High School	Admission Category	Citywide
Receives K8 Report	Yes	October 1 Enrollment	323
Grades in Report	9 12		
Website	mast2.org		

School Performance Outcomes Table

CONDITIONS FOR SUCCESS				
Metric Name	2021-22 Results	2022-23 Results	2022-23 Progress	Metric Description
Student Attendance	59.3%	70.0%	+10.7 %-pts 	Percentage of students attending 90% or more of instructional days
Teacher Attendance	Not Applicable			Percentage of teachers attending 90% or more of work days
Student Dropouts (Grades 9-12)	0	0	+0 	Number of students no longer enrolled, and who did not transfer or graduate
Graduation Rate (4-Year Cohort)	Ineligible by Grades Served	90.0%	Not Applicable	Percentage of students graduating high school within four years of first-time enrollment in 9th grade

ACADEMIC GOALS						
Metric Name	2018-19 Results*	2022-23 Results	2022-23 Progress	2018-19 Results*	2022-23 Results	2022-23 Progress
Goal 4: Best by 11th Grade	Keystone Proficient or Advanced			Keystone Below Basic		
Algebra 1	Not Applicable	34.9%	Not Applicable	Not Applicable	25.6%	Not Applicable
Biology	Not Applicable	30.2%	Not Applicable	Not Applicable	39.5%	Not Applicable
Literature	Not Applicable	55.8%	Not Applicable	Not Applicable	9.3%	Not Applicable

* Due to COVID-19 pandemic-related test cancellations and exemptions, Keystone results for 2022-23 are compared to pre-pandemic (2018-19) performance.

Metric Name	2021-22 Results	2022-23 Results	2022-23 Progress	Metric Description
Goal 5: Grade 12 CTE	NOCTI Competent or Advanced			
NOCTI	Insufficient Sample			Percentage of students passing the industry standards assessment specific to each Career and Technical Education (CTE) program

All SPOTlight indicator colors are based on unrounded changes in results. Percentage point changes are rounded to the nearest tenth for display.

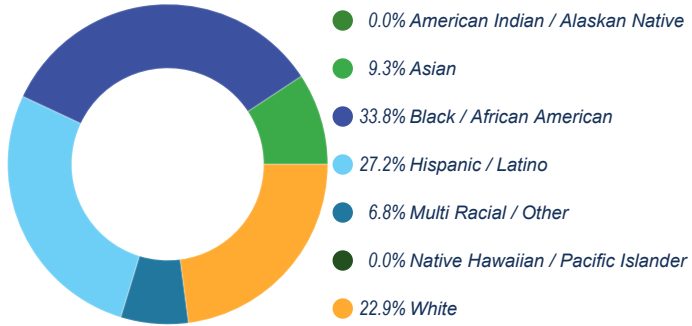
SPOTlight Legend: Improving  Maintaining  Not Improving 

MaST Community Charter School II

2022-2023 SCHOOL PROGRESS REPORT ON EDUCATION AND EQUITY

School Code | 3440 Sector | Charter Network | Charters
Principal Name | Whitney El Laisy Address | 6501 State Rd
Phone | Website | mast2.org Report Type | High School
Grades in Report | 9-12 Admissions Category | Citywide
Receives K8 Report | Yes Oct 1 Enrollment | 323

Student Enrollment and Demographics



337

of Students Served Over the Full Year

20.1%

% of Students with IEPs

2.8%

% of Students Identified as English Learners

100.0%

% of Students Identified as Economically Disadvantaged

Student Attendance

38.6%

% of Students Attending at Least 95% of Instructional Days

70.0%

% of Students Attending at Least 90% of Instructional Days

Score Level	Performance	Improvement	Level
Not Applicable for 2022-2023	Black / African American		
Performance Insufficient Data for Score	Insufficient Data for Score	Insufficient Data for Score	NA
	Hispanic / Latino		
Improvement Insufficient Data for Score	Insufficient Data for Score	Insufficient Data for Score	NA
	Multi Racial / Other		
Goal Performance (All Students) Four-Year Cohort Graduation Rate	Insufficient Data for Score	Insufficient Data for Score	NA
	White		
Score: 90.0%	Insufficient Data for Score	Insufficient Data for Score	NA
	American Indian / Alaskan Native		
Not Applicable	Insufficient Data for Score	Insufficient Data for Score	NA
	Asian		
GOAL 4 Keystone: % of Students Proficient or Advanced on All 3 Keystones, Grade 11	Insufficient Data for Score	Insufficient Data for Score	NA
	Native Hawaiian / Pacific Islander		
Score: 20.9%	Insufficient Data for Score	Insufficient Data for Score	NA
	English Learners		
Not Applicable	Insufficient Data for Score	Insufficient Data for Score	NA
	Students with IEPs		
GOAL 5 % of 12th Grade CTE Students Meeting Industry Standards	Insufficient Data for Score	Insufficient Data for Score	NA
	Economically Disadvantaged		
Insufficient Sample	Insufficient Data for Score	Insufficient Data for Score	NA
	<div style="display: flex; justify-content: space-around;"> <div> <p>● Improving</p> <p>● Not Improving</p> </div> <div> <p>● Maintaining</p> <p>● Not Applicable</p> </div> </div>		

Climate, Culture & Opportunity

Conditions for Success

School Code | 3440 School Name | MaST Community Charter School II

% of Students Attending 90%+ of Days

All Students

337 Students

Score: 70.0%



IMPROVING

+10.7 From Prior Year



% of Students Attending

Greater Than 95% of Instructional Days

38.6%

90-95% of Instructional Days

31.5%

85-90% of Instructional Days

13.4%

80-85% of Instructional Days

5.6%

Less than 80% of Instructional Days

11.0%

Number of Dropouts

All Students

Grades 9-12

Students: 0

IMPROVING

+0.0 From Prior Year



% of Students Receiving Zero Out-of-School Suspensions

All Students

337 Students

Score: 82.8%



IMPROVING

+6.4 From Prior Year



* Schools that are performing at the most positive value for a metric automatically receive a label of "Improving", even if no change in performance occurred.

Climate, Culture & Opportunity

Conditions for Success

School Code | 3440 School Name | MaST Community Charter School II

% of Teachers Attending 90%+ of Days

Additional Teacher Metrics

All Teachers

Not Applicable

Data Unavailable
% of Teachers Rated as
Distinguished

Data Unavailable
% of Teachers Rated as
Proficient



Data Unavailable
Year-to-Year Teacher
Retention

** Schools that are performing at the most positive value for a metric automatically receive a label of "Improving", even if no change in performance occurred.*

College & Career: Every Student Graduates Ready for College and Careers

Conditions for Success

School Code | 3440 School Name | MaST Community Charter School II





Four-Year Cohort Graduation Rate	Other Key Metrics		
<p>All Students 72 out of 80 Students</p> <p>Score: 90.0%</p> <p>Not Applicable No Data Prior Year </p>			
<p>Black / African American 30 out of 32 Students</p> <p>Score: 93.8%</p> <p>Not Applicable No Data Prior Year </p>	<p>97.0% 49.3% 12.0%</p>		
<p>Hispanic / Latino</p> <p>Insufficient Sample</p>	<p>Ninth-Grade On-Track Rate</p>	<p>First-Fall Matriculation</p>	<p>% of Students Completing the FAFSA by End of 12th Grade</p>
<p>Multi Racial / Other</p> <p>Insufficient Sample</p>			
<p>White</p> <p>Insufficient Sample</p>			
<p>American Indian / Alaskan Native</p> <p>Insufficient Sample</p>			
<p>Asian</p> <p>Insufficient Sample</p>			
<p>Native Hawaiian / Pacific Islander</p> <p>Insufficient Sample</p>			
<p>English Learners</p> <p>Insufficient Sample</p>			
<p>Students with IEPs</p> <p>Insufficient Sample</p>			
<p>Economically Disadvantaged</p> <p>Insufficient Sample</p>			

* Schools that are performing at the most positive value for a metric automatically receive a label of "Improving", even if no change in performance occurred.

College & Career: Every Student Graduates Ready for College and Careers

Goal 4 - Keystone Algebra I Proficiency, Grade 11

School Code | 3440 School Name | MaST Community Charter School II

Keystone Algebra 1: % of Students Proficient or Advanced, Grade 11	Keystone Algebra 1: % of Students Below Basic, Grade 11
<p>All Students 15 out of 43 Students</p> <p>Score: 34.9%</p> <p>Not Applicable No Data Prior Year </p>	<p>All Students 11 out of 43 Students</p> <p>Score: 25.6%</p> <p>Not Applicable No Data Prior Year </p>
<p>Black / African American</p> <p>Insufficient Sample</p>	<p>Black / African American</p> <p>Insufficient Sample</p>
<p>Hispanic / Latino</p> <p>Insufficient Sample</p>	<p>Hispanic / Latino</p> <p>Insufficient Sample</p>
<p>Multi Racial / Other</p> <p>Insufficient Sample</p>	<p>Multi Racial / Other</p> <p>Insufficient Sample</p>
<p>White</p> <p>Insufficient Sample</p>	<p>White</p> <p>Insufficient Sample</p>
<p>American Indian / Alaskan Native</p> <p>Insufficient Sample</p>	<p>American Indian / Alaskan Native</p> <p>Insufficient Sample</p>
<p>Asian</p> <p>Insufficient Sample</p>	<p>Asian</p> <p>Insufficient Sample</p>
<p>Native Hawaiian / Pacific Islander</p> <p>Insufficient Sample</p>	<p>Native Hawaiian / Pacific Islander</p> <p>Insufficient Sample</p>
<p>English Learners</p> <p>Insufficient Sample</p>	<p>English Learners</p> <p>Insufficient Sample</p>
<p>Students with IEPs</p> <p>Insufficient Sample</p>	<p>Students with IEPs</p> <p>Insufficient Sample</p>
<p>Economically Disadvantaged 15 out of 43 Students</p> <p>Score: 34.9%</p> <p>Not Applicable No Data Prior Year </p>	<p>Economically Disadvantaged 11 out of 43 Students</p> <p>Score: 25.6%</p> <p>Not Applicable No Data Prior Year </p>

* Schools that are performing at the most positive value for a metric automatically receive a label of "Improving", even if no change in performance occurred.

* Due to COVID-19 pandemic-related test cancellations and exemptions, Keystone results for 2022-2023 are compared to pre-pandemic (2018-2019) performance; 2018-2019 subgroup data are not included.

College & Career: Every Student Graduates Ready for College and Careers

Goal 4 - Keystone Biology Proficiency, Grade 11

School Code | 3440 School Name | MaST Community Charter School II

Keystone Biology: % of Students Proficient or Advanced, Grade 11	Keystone Biology: % of Students Below Basic, Grade 11
All Students <i>13 out of 43 Students</i> Score: 30.2% <div style="display: flex; justify-content: space-around; align-items: center;"> <div style="background-color: #666; color: white; border-radius: 15px; padding: 5px 10px;">Not Applicable</div> <div style="background-color: #ccc; border-radius: 15px; padding: 5px 10px;">No Data Prior Year</div> <div style="text-align: center;">  </div> </div>	All Students <i>17 out of 43 Students</i> Score: 39.5% <div style="display: flex; justify-content: space-around; align-items: center;"> <div style="background-color: #666; color: white; border-radius: 15px; padding: 5px 10px;">Not Applicable</div> <div style="background-color: #ccc; border-radius: 15px; padding: 5px 10px;">No Data Prior Year</div> <div style="text-align: center;">  </div> </div>
Black / African American	Black / African American
Insufficient Sample	Insufficient Sample
Hispanic / Latino	Hispanic / Latino
Insufficient Sample	Insufficient Sample
Multi Racial / Other	Multi Racial / Other
Insufficient Sample	Insufficient Sample
White	White
Insufficient Sample	Insufficient Sample
American Indian / Alaskan Native	American Indian / Alaskan Native
Insufficient Sample	Insufficient Sample
Asian	Asian
Insufficient Sample	Insufficient Sample
Native Hawaiian / Pacific Islander	Native Hawaiian / Pacific Islander
Insufficient Sample	Insufficient Sample
English Learners	English Learners
Insufficient Sample	Insufficient Sample
Students with IEPs	Students with IEPs
Insufficient Sample	Insufficient Sample
Economically Disadvantaged <i>13 out of 43 Students</i> Score: 30.2% <div style="display: flex; justify-content: space-around; align-items: center;"> <div style="background-color: #666; color: white; border-radius: 15px; padding: 5px 10px;">Not Applicable</div> <div style="background-color: #ccc; border-radius: 15px; padding: 5px 10px;">No Data Prior Year</div> <div style="text-align: center;">  </div> </div>	Economically Disadvantaged <i>17 out of 43 Students</i> Score: 39.5% <div style="display: flex; justify-content: space-around; align-items: center;"> <div style="background-color: #666; color: white; border-radius: 15px; padding: 5px 10px;">Not Applicable</div> <div style="background-color: #ccc; border-radius: 15px; padding: 5px 10px;">No Data Prior Year</div> <div style="text-align: center;">  </div> </div>





* Schools that are performing at the most positive value for a metric automatically receive a label of "Improving", even if no change in performance occurred.

* Due to COVID-19 pandemic-related test cancellations and exemptions, Keystone results for 2022-2023 are compared to pre-pandemic (2018-2019) performance; 2018-2019 subgroup data are not included.

College & Career: Every Student Graduates Ready for College and Careers

Goal 4 - Keystone Literature Proficiency, Grade 11

School Code | 3440 School Name | MaST Community Charter School II

Keystone Literature: % of Students Proficient or Advanced, Grade 11	Keystone Literature: % of Students Below Basic, Grade 11
<p>All Students 24 out of 43 Students</p> <p>Score: 55.8%</p> <p>Not Applicable No Data Prior Year </p>	<p>All Students 4 out of 43 Students</p> <p>Score: 9.3%</p> <p>Not Applicable No Data Prior Year </p>
<p>Black / African American</p> <p>Insufficient Sample</p>	<p>Black / African American</p> <p>Insufficient Sample</p>
<p>Hispanic / Latino</p> <p>Insufficient Sample</p>	<p>Hispanic / Latino</p> <p>Insufficient Sample</p>
<p>Multi Racial / Other</p> <p>Insufficient Sample</p>	<p>Multi Racial / Other</p> <p>Insufficient Sample</p>
<p>White</p> <p>Insufficient Sample</p>	<p>White</p> <p>Insufficient Sample</p>
<p>American Indian / Alaskan Native</p> <p>Insufficient Sample</p>	<p>American Indian / Alaskan Native</p> <p>Insufficient Sample</p>
<p>Asian</p> <p>Insufficient Sample</p>	<p>Asian</p> <p>Insufficient Sample</p>
<p>Native Hawaiian / Pacific Islander</p> <p>Insufficient Sample</p>	<p>Native Hawaiian / Pacific Islander</p> <p>Insufficient Sample</p>
<p>English Learners</p> <p>Insufficient Sample</p>	<p>English Learners</p> <p>Insufficient Sample</p>
<p>Students with IEPs</p> <p>Insufficient Sample</p>	<p>Students with IEPs</p> <p>Insufficient Sample</p>
<p>Economically Disadvantaged 24 out of 43 Students</p> <p>Score: 55.8%</p> <p>Not Applicable No Data Prior Year </p>	<p>Economically Disadvantaged 4 out of 43 Students</p> <p>Score: 9.3%</p> <p>Not Applicable No Data Prior Year </p>

* Schools that are performing at the most positive value for a metric automatically receive a label of "Improving", even if no change in performance occurred.

* Due to COVID-19 pandemic-related test cancellations and exemptions, Keystone results for 2022-2023 are compared to pre-pandemic (2018-2019) performance; 2018-2019 subgroup data are not included.

College & Career: Every Student Graduates Ready for College and Careers

Goal 4 - Keystone Overall Proficiency, Grade 11

Goal 5 - Career and Technical Education, Grade 12

School Code | 3440 School Name | MaST Community Charter School II

Keystone All Subjects: % of Students Proficient or Advanced, Grade 11

All Students
9 out of 43 Students

Score: 20.9%

Not Applicable

No Data Prior Year



Black / African American

Insufficient Sample

Hispanic / Latino

Insufficient Sample

Multi Racial / Other

Insufficient Sample

White

Insufficient Sample

American Indian / Alaskan Native

Insufficient Sample

Asian

Insufficient Sample

Native Hawaiian / Pacific Islander

Insufficient Sample

English Learners

Insufficient Sample

Students with IEPs

Insufficient Sample

Economically Disadvantaged
9 out of 43 Students

Score: 20.9%

Not Applicable

No Data Prior Year



% of 12th Grade CTE Students Meeting Industry Standards

All Students

Insufficient Sample

* Schools that are performing at the most positive value for a metric automatically receive a label of "Improving", even if no change in performance occurred.

* Due to COVID-19 pandemic-related test cancellations and exemptions, Keystone results for 2022-2023 are compared to pre-pandemic (2018-2019) performance; 2018-2019 subgroup data are not included.